



**CONCRETE PLACING
WHEELED HYDRO-LIFTS**

PS
Series
PS 05
Ps 07



Maximum Conformity to Application Place

- With 360° Slew Motion
- Hydraulic Boom Activated With Lift Cylinders
- Hydraulic Cylinder Activated With Hydraulic Manual Pump
- 4 Trolley Wheels For Easier Transport
- Folding Outriggers With Mechanical Jacks For Maximum Conformity to Application Place



Available Power Options

* Electric Motor * Petrol Engine * Diesel Engine

Available Wheel Options

Trolleys Wheels



Small Size Solid Rubber Wheels With Wide-Base



Pneumatic Wheels



PS Series / General Features

PS 05

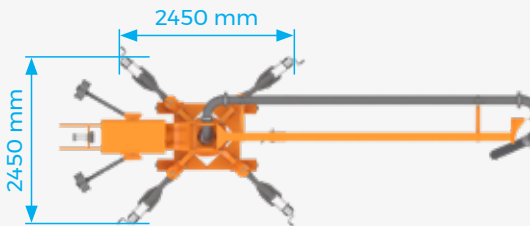
With 360° Slew Motion
Delivery Height: Maximum 5.6 m
Horizontal Radius: 5 m
 (+2 m End Hose)
 Compact Size With Low
Operating Weight: 980 kg




Top View



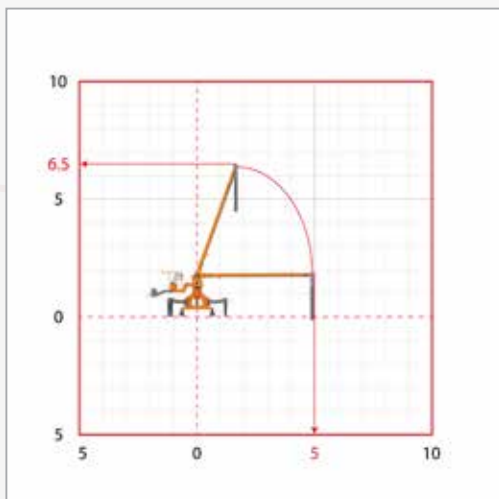
Side View



Top View



Side View



PS 07

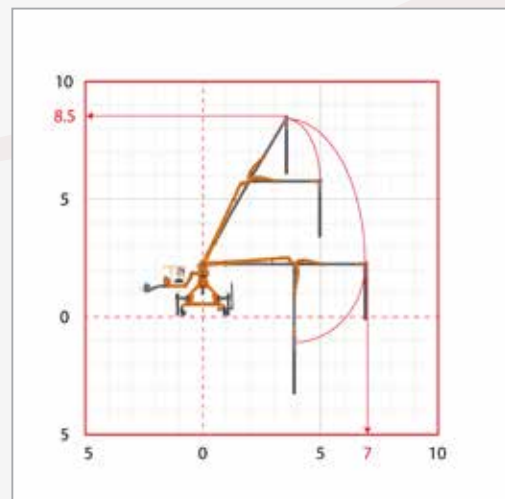
With 360° Slew Motion
Delivery Height: Maximum 7.6 m
Horizontal Radius: 7 m
 (+2 m End Hose)
 Compact Size With Low
Operating Weight: 1500 kg



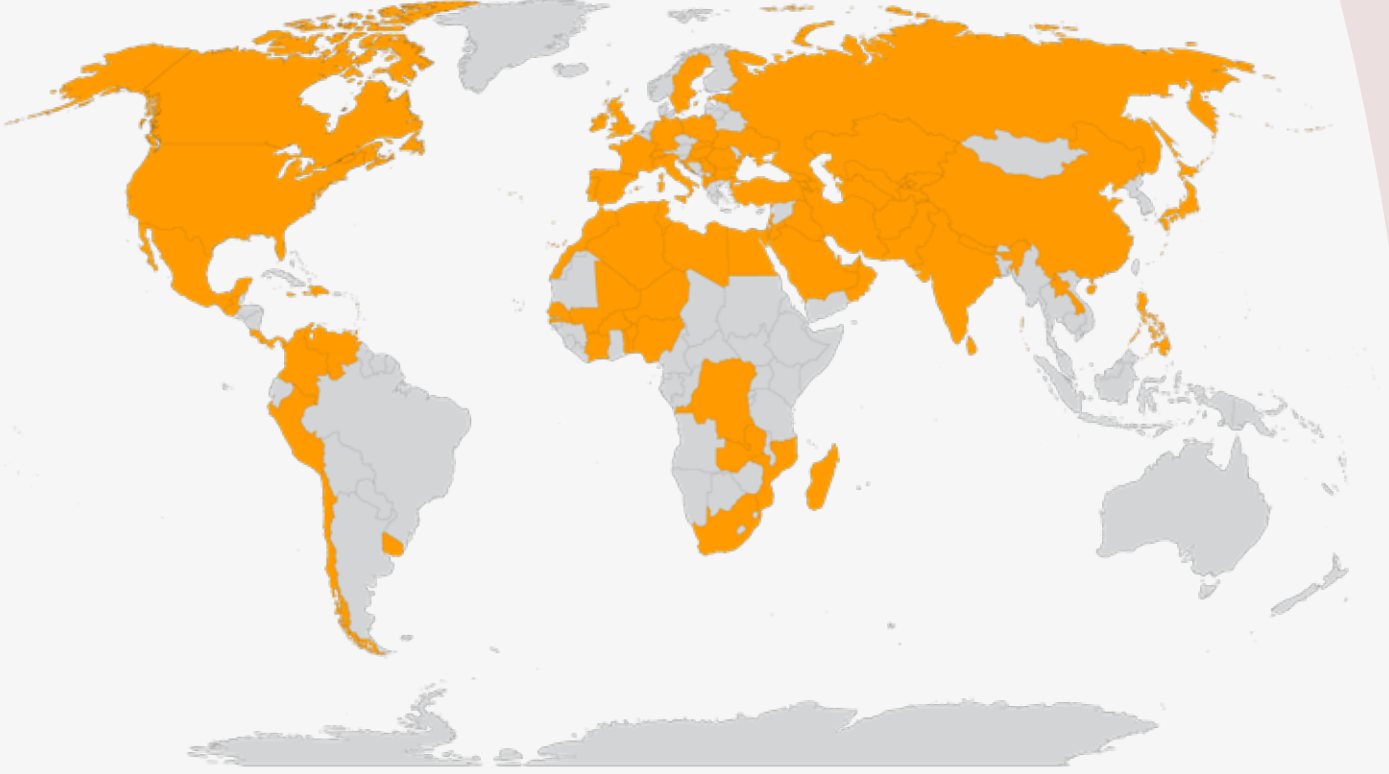
Top View



Side View



**Atabey; Common language of concrete
placer's in more than 80 countries**



/AtabeyBetonMakinalari



/atabeyconstructionequipment



atabey construction equipment



ATABEY CONSTRUCTION EQUIPMENT

Address: Keresteciler San. Sit. 4. Cad. No: 39 Kahramankazan / Ankara - TURKEY

Phone: +90 312 441 11 33 Fax: +90 312 441 58 88

www.atabeymakina.com

sales@atabeymakina.com

